

YOUR CAMP IN ADVENTURE STARTS HERE!

camp quality's
CAMPiN



THANK YOU FOR CAMPING IN AND HELPING US
RAISE \$250,000 FOR KIDS FACING CANCER

WWW.CAMPIN.ORG.AU

BEFORE YOU START ↓

1. SAVE THE DATE

Save 4th July in your calendar or on your phone

2. PLAN YOUR CAMPSITE

Find a space inside or outside where you can Camp In for the night and make sure you have enough pillows, blankets etc to make it as comfy as possible

3. COMPLETE OUR CHALLENGES TO EARN BADGES AND WIN PRIZES!

See on P.7 what prizes you could win by fundraising or completing challenges with your campers

4. PLAN YOUR CAMP TUCKER!

Check out Arnott's camping-inspired recipe - an Aussie twist on the classic S'Mores! And ALDI's Camp In shopping list on P.4 to make sure you have the essentials for the night

5. JOIN IN ON THE FUN!

Check out our games and activities on P.6 to keep you entertained on the night!

PRIZE ALERT!

The first 1,000 participants to raise \$100 will receive an ALDI Gift Card valued at \$20 to shop your Camp Essentials.



TOP TIPS


When setting up your campsite, it's important to think of the following things:



Make sure it's big enough for all your campers to sleep.




Pick a spot that has WIFI or internet access and follow Camp Quality on Facebook or Instagram to tune into our live entertainment throughout the night.



Get creative! Think of ways you can build the best campsite!

PRIZE ALERT!

We're giving away prizes for the most imaginative indoor AND outdoor campsite. So, start planning now and make sure you share a photo of your campsite on Facebook & Instagram using the hashtag #CampQualityCampIn



CAMP IN TUCKER

ARNOTT'S AUSSIE S'MORES RECIPE



PREP TIME: 15 mins

COOKING TIME: 2-3 mins

SERVINGS: 10



INGREDIENTS

20 Arnott's Granita biscuits (one packet)

10 marshmallows

10 squares thin milk chocolate

Desiccated coconut (optional)



PREPARATION

Step 1 : Preheat grill to high.

Step 2 : Place 10 Arnott's Granita biscuits on a baking tray, top each biscuit with a marshmallow. Place tray under grill until marshmallows are toasted and softened. Watch carefully as this will happen very quickly in 1-2 minutes. Remove from grill.

Step 3 : Top toasted marshmallow with a square of chocolate (and a sprinkle of coconut) before placing another Granita biscuit on top. Gently press to sandwich together. Let the S'Mores sit for 1-2 mins before eating.



CAMP IN ESSENTIALS SHOPPING LIST

- Dominion Naturals Marshmallows (for the Arnott's S'Mores)
- Chazoos Microwave Popcorn
- Alcafe Hot Chocolate Sachets 10pk
- Forresters Mixed Nuts 375g
- Bramwells Choc Hazelnut Spread
- Bananas
- Strawberries
- Sprinters Potato Chips
- Moser Roth Milk, White or Dark Chocolate (for the Arnott's S'Mores)
- Arnott's Chocolate Coated Scotch Fingers (for the Arnott's S'Mores)

AND DON'T FORGET YOUR FAVOURITE CAMPING SNACK!



TIPS:

You can use any type of chocolate – milk, dark, white, sea salt, or your favourite flavour!

For double choc deliciousness, try Arnott's Choc Wheaten or Arnott's Chocolate Scotch Finger.

If you have an open flame or fire, you can safely toast your marshmallow for an extra smoky taste.

The sprinkle of coconut is optional for an extra Aussie taste! You could also add chocolate sprinkles, chopped nuts – get creative!



Arnott's will donate \$100 to Camp Quality for the first 1,000 Australians to create a Camp In S'More at home and share on social media – that totals \$100,000 towards giving kids and their families a break from cancer! Share your Camp In S'More on social media tagging @arnottsbiscuits, #baketogether & #campqualitycampin for a delicious way to make a difference.



TOP TIPS

HOW TO FUNDRAISE WHEN TIMES ARE TOUGH.

It might feel a bit tricky asking people to donate at times like these. We're here to help make asking for donations fun for you and your donors!



NOMINATE 10 FOR 10:

Nominate 10 friends to donate \$10. That's \$100!



DONATE YOUR COFFEE:

Ask your friends or family to give up coffee for a week and donate what they would have spent on coffee to your Camp In fundraising page.



BIG CLEAN UP:

Have a clean up, declutter and sell your unwanted possessions on Facebook or ebay. Any money you raise - donate back to Camp Quality.



TENNER FOR A TENT:

Why not challenge Mum or Dad to set up the tent and stream it live on your fundraising page? Ask your family and friends to donate \$10 for a front row view!



DONATE YOUR POCKET MONEY:

Get the kids to do chores for pocket money, ask them to donate their money back to Camp Quality.



SPONSOR MY SLEEP:

Ask parents to donate \$2 per hour of sleep the kids have the night before their Camp In! (Parents - it's a great way to get the kids to bed early 😊)

PRIZE ALERT!

There are amazing prizes up for grabs for the top fundraisers!

CAMP IN ITINERARY IDEAS FOR SATURDAY 4TH JULY

Whether you start your Camp In early or late, we have plenty of easy ways to have fun!



MORNING

9:00

SET UP CAMPSITE



10:00

PILLOW CASE RACE

11:00

SHARE A PICTURE on Facebook or Instagram of your campsite using #CampQualityCampIn

12:00

PICNIC LUNCH AT HOME



AFTERNOON

1:00

PAPER AIRPLANE THROW



2:00

STACK THE CUPS

3:00

EGG & SPOON RACE



4:00

REHEARSE YOUR PERFORMANCE

PRIZE ALERT!

Win a year's supply of Tim Tam* for the best Live Performance and Camp Tucker!



NIGHT

5:00

TUNE IN for VIRTUAL CHALLENGES, GAMES AND MAGIC on Facebook @CampQualityAU

5:30

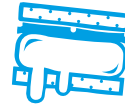
TUNE IN for our PUPPET PERFORMANCE on Facebook @CampQualityAU

6:00

YOUR PERFORMANCE

7:00

PREPARE AND ENJOY YOUR ARNOTTS S'MORES and post a photo of them on Facebook or Instagram tagging #baketgether & @arnottsbiscuits or upload them [here!](#)



7:30

TUNE IN for our LIVE CAMP IN CONCERT on Facebook @CampQualityAU

8:45

GATHER AROUND THE CAMPFIRE and listen to a story on Facebook @CampQualityAU

PRIZE ALERT!

For the first 1,000 S'Mores photos shared on Facebook or Instagram using #baketgether and @arnottsbiscuits, Arnott's will donate \$100 to Camp Quality!

All times are AEST

NEED HELP IN PLANNING HOW YOU CAN WIN SOME OF OUR AWESOME PRIZES? READ BELOW TO FIND OUT HOW!

CAMP IN CHALLENGES



Follow our fundraising tips to be the top fundraising team or one of the six highest individual fundraisers [CLICK HERE](#)

WIN

Among the prizes, a behind the scenes Arnott's Factory Tour, \$5,000 Modern Group voucher, one of six \$500 vouchers from the Good Guys*



Let your imagination run wild and show us your creative campsite. To enter, share a photo of your campsite on Facebook or Instagram using the hashtag #CampQualityCampIn

WIN

One of two \$500 Freedom Furniture vouchers*



This is your chance to put on a show, and live stream it to your friends. To enter, share your performance video on Facebook or Instagram using the hashtag #CampQualityCampIn

WIN

A year's supply of Tim Tam*



Put your cooking skills to the test! To enter, make sure you share a photo of your Camp In tucker on Facebook or Instagram using the hashtag #CampQualityCampIn

WIN

A year's supply of Tim Tam*

*Terms and Conditions Apply

camp quality's
CAMPiN



AFTER YOUR CAMP IN FOR CAMP QUALITY

Thank you for joining Camp Quality's first ever Camp In! Your support means so much to us and to our families.

The funds you've raised will help Camp Quality continue to support kids and their families facing cancer with services and programs in hospital, at school, at home and away from it all.

RETURNING YOUR FUNDS

After you've camped In for Camp Quality on 4th July 2020, your fundraising page will be open until 8th August 2020.

This gives you time to reach your goal in case you haven't yet. You can follow up friends or family that haven't donated and wait for those last-minute donations to come through.

If you've received cash and want to add it to your Camp In fundraising page: Log in to your dashboard, go to 'My Donations' and click 'Add Offline Donation'. Fill in the details to issue a receipt to the individual who donated the cash. If you get stuck, please send an email to: communityfundraising@campquality.org.au

THANKING DONORS

Thanking the people that donate to your page is so important. It shows them how much their donation means to you. Make sure you send a text or an email, share a Facebook post or even call those who donated to thank them.

SHARING PHOTOS/VIDEOS

Make sure you share photos and videos from your Camp In with us on Facebook or Instagram. Tag us by using #CampQualityCampIn & @CampQuality

\$25 CAN HELP...



\$25 can help fund an outdoor Camp or adventure like canoeing or kayaking for a child who has spent months inside.



Camp Quality gives kids facing cancer the chance to be kids again. With help from amazing fundraisers like you, we can continue to provide support to kids facing cancer in hospital, at home, at school and away from it all.